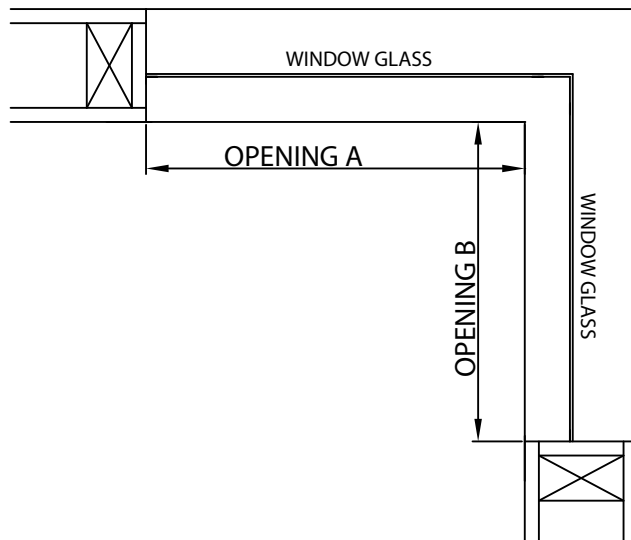


QUOTATION# _____

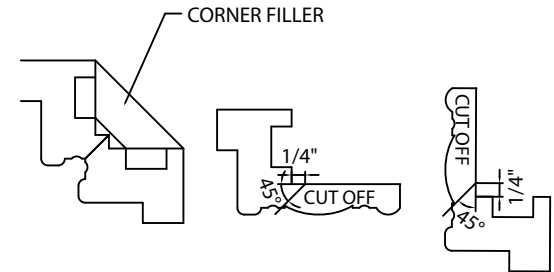
LINE# _____ AND _____ AND _____

PLEASE MEASURE EACH WINDOW OPENING AND PROVIDE MEASUREMENTS AS TWO INDIVIDUAL OPENING REFER TO BELOW EXAMPLE, OPENING A AND B.

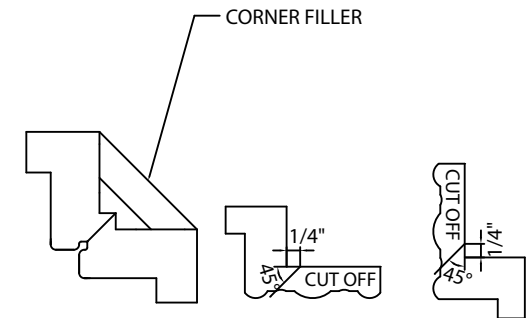
JOINT REFERENCE ON THE RIGHT ILLUSTRATES HOW THE FRAME JOIN ON EACH FRAME. FRAME CUT TO BE PERFORMED BY FACTORY. BAY FILLER TO BE PROVIDED BY FACTORY.



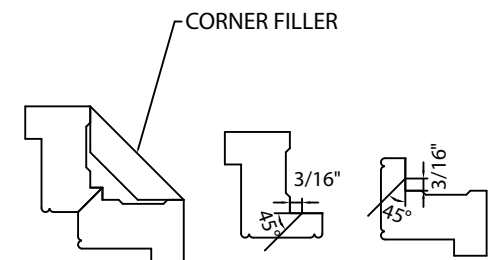
JOINT REFERENCE



LARGE Z-FRAME



MEDIUM Z-FRAME



SMALL Z-FRAME

OPENING A

OPENING SIZE:

WIDTH= _____

HEIGHT= _____

OPENING B

OPENING SIZE:

WIDTH= _____

HEIGHT= _____

* PLEASE ENTER THE OPENING WIDTH AND HEIGHT ON THE ORDER.

** THERE IS ADDITIONAL COST FOR THE BAY FILLER.

*** THERE IS ADDITIONAL CHARGE ON EACH FRAME CUT.